

John Deere 6068 HFU74	CGT Stamford UCI 274	Generator Model:	BCJD 220-50 E2
--------------------------	-------------------------	---------------------	-----------------------

50 Hz	3-Phase	Power Factor Cos Φ = 0.8	Emissions Certification Euro Stage 2
-------	---------	----------------------------------	---

RATINGS	PRIME POWER (PRP)		STANDBY POWER (LTP)		
	kVA	kWe	kVA	kWe	Amps
Voltage					
415/240	200	160	220	176	306
400/230	200	160	220	176	318
380/220	200	160	220	176	334

Definition of Ratings & Reference Conditions

Prime Power (PRP) is the nominal output continuously available, where the average load (variable) does not exceed 70% of the prime power rating. 10% overload is available for a maximum of 1 hour in 12 hours of operation.

Standby Power (LTP) is the maximum output available, for up to 500 hours per year, where the average load (variable) does not exceed 70% of the standby power rating. No overload is available.

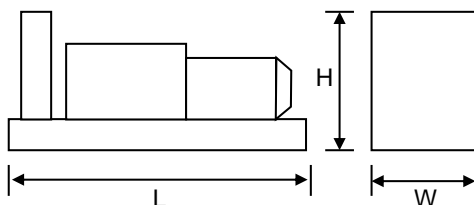
Standard Reference Conditions: air temperature 25°C (77°F), barometric pressure 99kPa, [110m (361ft) altitude], 30% relative humidity.

Note: The above ratings may be subject to derate at different operating conditions. Please see the Derate Guidelines on the Broadcrown Website.

All power ratings and reference conditions in accordance with ISO 8528-1 and ISO 3046-1.


Key Features:

- Water cooled John Deere diesel engine with ECU/CANBus
- Single bearing CGT Stamford alternator
- Radiator with pressure cap and drain point
- Fully guarded engine-driven fan
- Fully welded steel skid base with fork lift pockets
- Integral fuel tank with filler cap and gauge
- Heavy duty rubber anti-vibration mountings
- 12V starter battery and connecting cables
- Separate engine-driven battery charging alternator
- Spin on oil and fuel filters and dry type air filter element
- Industrial silencer (15dBA reduction) supplied loose
- Auto Start control system with digital instrumentation
- Main line circuit breaker
- Factory Test Certificate
- Operation & Maintenance Manual
- Wide range of optional extra features available


Overall Dimensions & Weights - Open Set

Length (L) = 3050mm
Width (W) = 1030mm
Height (H) = 1790mm

Dry Weight (inc oil) = 2140kg
Operating Weight = 2025kg

Overall dBA	Typical Open Generator Sound Pressure Level at 1m, Free Field (dB)							
	63 Hz	125 Hz	250 Hz	500 Hz	1000 Hz	2000 Hz	4000 Hz	8000 Hz
101	90	92	95	95	96	95	90	86

All designs and specifications subject to change without notice

ENGINE & COOLING SYSTEM
JOHN DEERE 6068 HFU74

	SI Units	PRIME	STANDBY
Performance	Engine Speed	r/min 1500	
	Gross Power	188	207
	Fan Power	10.4	10.4
	Net Power	178	197
	Emissions Certification	EU Stage 2	
	Altitude Capability	m 2300	1500
General	Cylinders / Type	6 cyl / inline / 4-stroke / HPCR	
	Aspiration / Charge Cooling	Turbocharged / Air to Air	
	Governing / Engine Management	Electronic Governor / ECU / CANBus	
	Bore / Stroke	mm 106 / 127	
	Cubic Capacity	litres 6.8	
	BMEP	kPa 2237	2463
Fuel	Fuel Consumption at 100% Power	litres/h 40.1	44.5
	Fuel Consumption at 75% Power	litres/h 30.1	33.5
	Fuel Consumption at 50% Power	litres/h 20.4	22.6
	Total fuel flow	litres/h 183	
	Standard Fuel Tank Capacity	litres 394	
Air	Engine Air Flow	m ³ /s 0.167	0.182
	Maximum Air Intake Restriction (used filter)	kPa 6.25	
Exhaust	Exhaust Gas Flow	m ³ /s 0.472	0.513
	Exhaust Gas Temperature	°C 577	588
	Maximum Exhaust Back Pressure	kPa 10	
	Typical Exhaust Pipe Diameter	mm 100	
Cooling	Radiator Cooling Air Flow	m ³ /s 4.9	
	Max Restriction to Cooling Air Flow	Pa 200	
	Max Radiator Air-On Temperature	°C 50	
	Maximum Coolant Temperature	°C 105	
	Coolant Capacity - Engine Only	litres 11.3	
	Total Coolant Capacity	litres 26	
Oil	Total Oil Capacity incl Filters	litres 24.6	
	Typical Oil Pressure at Rated Speed	kPa 260	
	Typical Oil Consumption (>250hrs Operation)	litres/h 0.11	
Thermal	Heat Rejection to Engine Cooling Water	kW 86	94
	Heat Rejection to Charge Cooler	kW 31	37
	Heat Radiated From Engine (Typical)	kW 24	26
Elec	Electrical System Voltage	V 12	
	Battery Type	1 X SAE 656	
	Battery Capacity SAE CCA	A 810	

ALTERNATOR
CGT STAMFORD UCI 274

	SI Units	PRIME	STANDBY
General Data	Manufacturer	Cummins Generator Technologies - STAMFORD	
	Model (may vary with voltage)	UCI 274 H	UCI 274 H
	Operating Temperature	°C 40	27
	Coupling / No. of Bearings	Direct / Single Bearing	
	Phase / Poles / Winding Type	3-Phase / 4-Pole / Winding 311	
	Power Factor	Cos Φ = 0.8	
	Excitation	Self Exciting	
	Insulation System	Class H	
	AVR Type	SX 460	
	Voltage Regulation	± 1.0%	

All designs and specifications subject to change without notice

STANDARD CONTROL SYSTEM**BC 7310 Digital Auto Start**

The standard control system for this model is **BC 7310** (photo), based on the Deep Sea Electronics DSE7310 Digital Auto Start controller.

This provides for the manual and automatic remote start of the generator, together with full CANBus implementation for the control and protection of the engine via the ECU. LCD digital display of :

- Coolant temperature with high temperature alarm and shutdown
- Oil pressure with low pressure alarm and shutdown
- Oil temperature, engine operating hours, battery charge volts and amps
- Volts, with Under/Over Volts protection
- Amps, with Over Current protection
- Frequency, kW, kVA, Power Factor

Also featuring :

- Full RS485 Telemetry implementation
- Automatic cool-down timer function
- Emergency Stop button
- Ample auxiliary inputs/outputs for optional features
- Optional (shown) - battery charger and door mounted illuminated switch.

**CONTROL SYSTEM OPTIONS**

The **BC 7320** control system (just the DSE7320 module is shown here) has an identical feature set to the BC 7310 but with the addition of full AMF functionality with integrated mains monitoring.



Finally, **BC 8610 & BC 8620** control systems provide the same features as BC 7310 & BC 7320 respectively, plus :

- BC 8610 - Set-to-Set Synchronisation
- BC 8620 - Single Set-to-Mains Supply Synchronisation with integrated mains monitoring

For Multi Set-to-Mains synchronisation, each set requires BC 8610 with the addition of one mains monitoring panel **BC 8660** (not illustrated). See the Synchronisation Guidelines for further details.

All designs and specifications subject to change without notice

OPTIONAL ACOUSTIC ENCLOSURE
Canopy 4

The optional acoustic enclosure for this model is **Canopy 4**, suitable for operation in harsh outdoor environments whilst providing excellent security and acoustic performance. All steel canopy components are pre-treated and polyester powder coated (to a typical thickness of 70-80µm) in RAL9001 white and the baseframe is finished in RAL9005 black.


Acoustically, the canopy is designed to meet the requirements of EU Legislation 2000/14/EC, achieved by extensive use of fire-retardant polyurethane foam together with efficient management of cooling air. Exhaust noise is minimised by internally mounted high performance exhaust silencers.


A steel fuel tank with filler, gauge and accessory points, is integrated within the baseframe. Alternatively, a bund with separate fuel tank can be provided where this is required.

Other key features include :

- Gull-wing doors with gas struts for good service access
- Panel/breaker access door with viewing window
- Heavy duty locks on all doors for total security
- Weather cap on exhaust discharge
- Emergency Stop button relocated to canopy exterior
- Lifting and holding down points
- Fork Lift pockets



Dimensions (mm)			Additional Weight (kg) 	Typical Sound Pressure Level at 75% of Prime Power		Fuel Tank Capacity (Litres)		Single Point Lift
L	x	W x H		dB(A) at 1m	dB(A) at 7m	Integral	Bunded	
3940	x	1300 x 1940	770	79	69	543	507	Optional

 Indicative weight of canopy *additional* to open set

Typical SPL is a mean level, measured in free field conditions, with no contributory background noise.

KEY OPTIONS (Open Set)
Engine & Cooling :

- Electronic governor
- Oil and coolants drains extended to edge of baseframe
- Manual lub oil drain pump
- Coolant heater
- Medium duty air cleaner
- Exhaust manifold guards

Alternator :

- Anti-condensation heater
- Quadrature droop kit
- Alternative AVR
- Thermistor probes and controls

Fuel System :

- Baseframe with integral bund and drop-in fuel tank
- Fuel filter/separator
- Low fuel level switch (single point)
- Fuel level switch (four point)
- Manual fuel transfer pump
- Pumped/gravity fuel transfer system

Exhaust System :

- Residential silencer
- Critical silencer
- Flange/connection kit

Please refer to Broadcrown Sales Department for full details of these and other options

All designs and specifications subject to change without notice